

DESCRIPTION:

AMC MODEL MSN-2DT-MP-TNC OPTION KS IS A SINGLE POLE TWO THROW SWITCH WITH A 9 PIN MULTIPIN CONNECTOR AND RIGHT ANGLE SMA CONNECTORS WITH SMA TO TNC ADAPTERS. IT HAS A FREQUENCY RANGE OF 0.5 TO 18GHz, 60dB ISOLATION AND 4.0dB INSERTION LOSS.

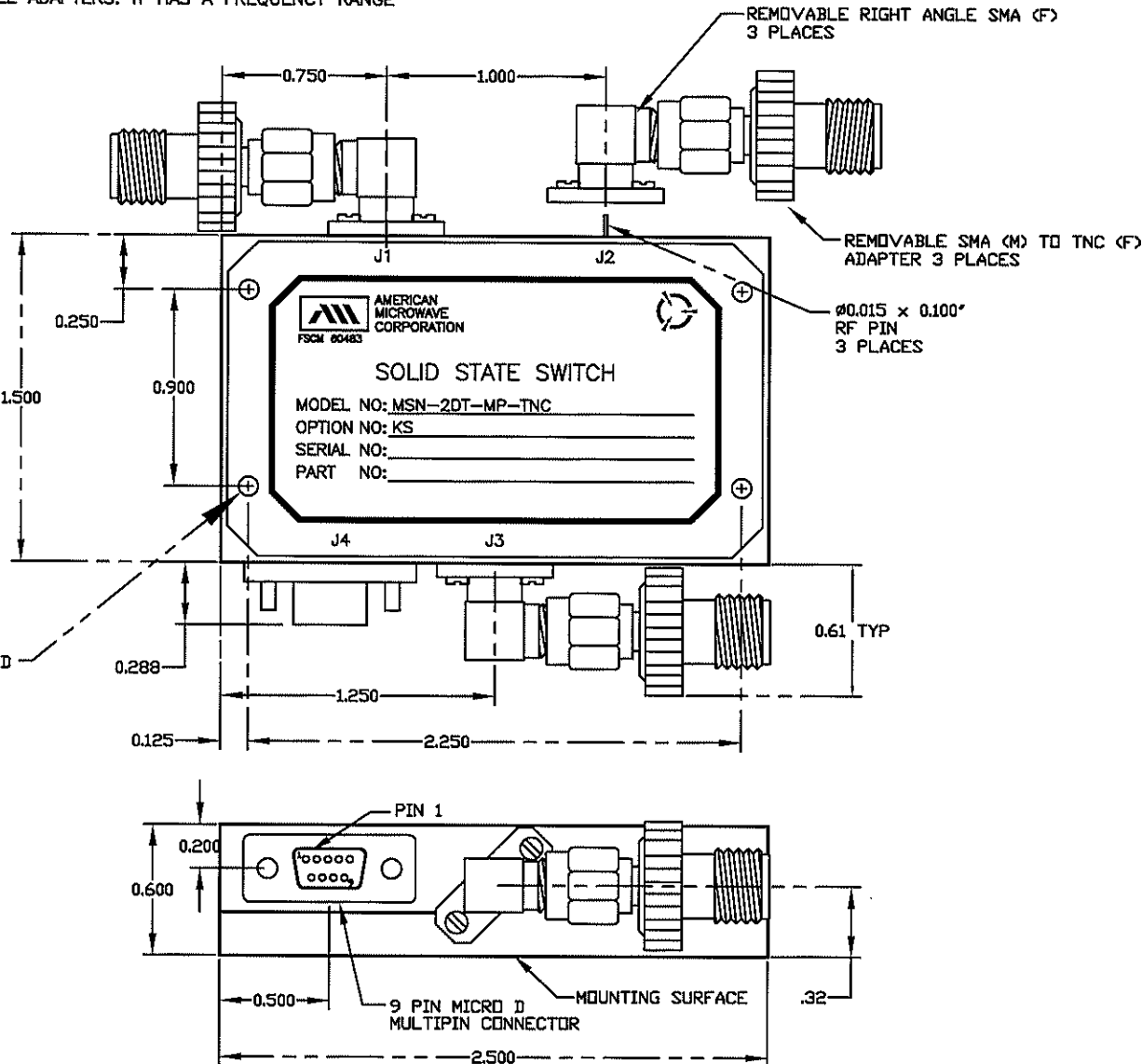
ZONE		REV.	DESCRIPTION	DATE	APPROVED
			ORIGINAL RELEASE	10/1/07	

SPECIFICATIONS:

- FREQUENCY: 0.5 TO 18GHz
- INSERTION LOSS: 4.0dB
- ISOLATION: 60dB
- VSWR: ABSORPTIVE IN/OUT: 2.0:1
 ABSORPTIVE OUT/OFF: 2.0:1
- SPEED: RISE: 10ns TYPICAL, 15ns MAX.
 FALL: 10ns TYPICAL, 15ns MAX.
 DELAY ON: 75ns TYPICAL, 100ns MAX.
 DELAY OFF: 75ns TYPICAL, 100ns MAX.
- POWER INPUT: (CW)+20dBm (STANDARD), +10 dBm (HIGH SPEED)
- SURVIVAL POWER: 1 WATT CW, 10 WATTS PEAK 1 usec
- CONTROL: TTL LOGIC "0" J3-J1 = ON
 TTL LOGIC "1" J3-J2 = ON
- POWER SUPPLY: +5V @ 100 mA MAX.
 -5V @ 100mA MAX.

PIN OUT TABLE	
3 BIT DECODER	
PIN NO.	FUNCTION
1	E1
2	N/C
3	N/C
4	N/C
5	N/C
6	GND
7	+V
8	-V
9	GND

Ø0.089 THRU W/4-40 THD
 0.20 DEEP ON MOUNTING
 SURFACE, 4 PLACES



NOTE:

DR=WITH DRIVER, REFLECTIVE
 DT=WITH DRIVER, NON-REFLECTIVE/ABSORPTIVE

ENVIRONMENTAL RATINGS:

- TEMPERATURE: -55°C TO +85°C (OPERATING)
 -65°C TO +125°C (STORAGE)
- HUMIDITY: MIL-STD-202F, METHOD 103B COND. B
- SHOCK: MIL-STD-202F, METHOD 213B COND. B
- VIBRATION: MIL-STD-202F, METHOD 204D COND. B
- ALTITUDE: MIL-STD-202F, METHOD 105C COND. B
- TEMPERATURE CYCLE: MIL-STD-202F, METHOD 107D COND. A

NOTE: THE ABOVE SPECIFICATIONS ARE SUBJECT TO CHANGE OR REVISION

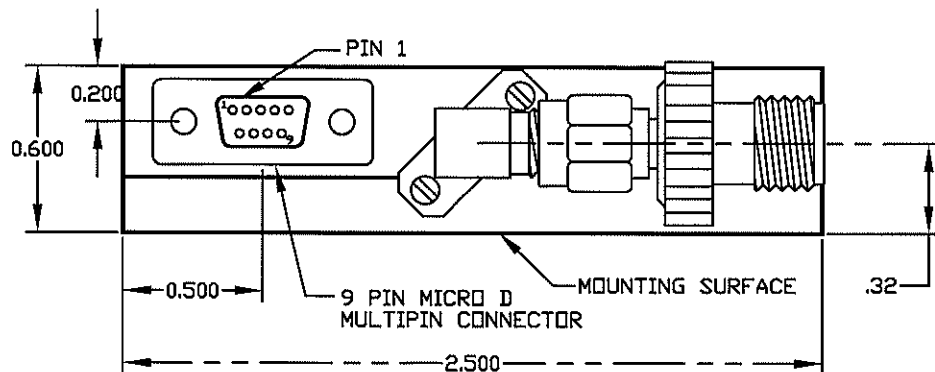
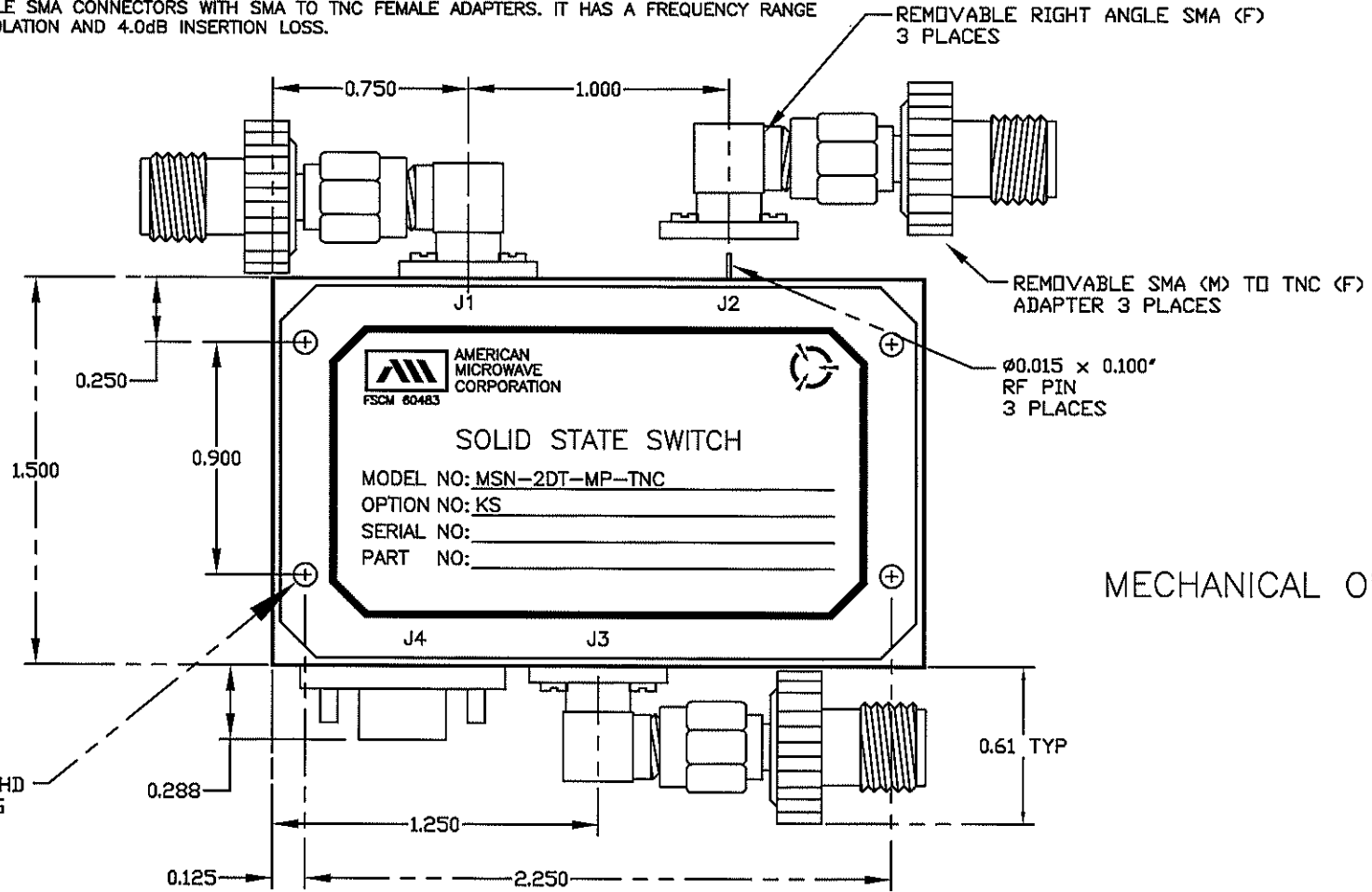
ALL DIMENSIONS ARE IN INCHES


TOLERANCES:
 X.XX ±0.020
 X.XXX ±0.010

PART NO.		AMERICAN MICROWAVE CORPORATION FREDERICK, MARYLAND	
APPROVALS	DATE	TITLE	
DRAWN JCM/SP	10/1/07	OUTLINE DRAWING MSN-2DT-MP-TNC OPTION KS	
CHECKED PA	10/1/07	NON-REFLECTIVE/ABSORPTIVE SOLID STATE SWITCH	
ISSUED		SIZE A	FSCM NO. 60483
		DWG NO. 100-M012-001	REV. -
SCALE N/S		SHEET 1 OF 3	

DESCRIPTION:

AMC MODEL MSN-2DT-MP-TNC OPTION KS IS A SINGLE POLE TWO THROW SWITCH WITH A 9 PIN MULTIPIN CONNECTOR AND RIGHT ANGLE SMA CONNECTORS WITH SMA TO TNC FEMALE ADAPTERS. IT HAS A FREQUENCY RANGE OF 0.5 TO 18GHz, 60dB ISOLATION AND 4.0dB INSERTION LOSS.



 AMERICAN MICROWAVE CORPORATION FREDERICK, MARYLAND			
TITLE OUTLINE DRAWING MSN-2DT-MP-TNC OPTION KS NON-REFLECTIVE/ABSORPTIVE SOLID STATE SWITCH			
SIZE	FSCM NO.	DWG NO.	REV.
A	60483	100-M012-001	-
SCALE N/S			SHEET 2 OF 3